

PranNiti

Key Features

- ▶ An enhanced respiratory support system - An innovative modality of non-Invasive Oxygen therapy, primarily in mild to moderate Type 1 respiratory failure (requiring less than 15 lit/min of oxygen).
- ▶ Plug and play with existing oxygen supply central or cylinder system using binasal cannula.
- ▶ Improves tissue oxygenation, improves FiO_2 .
- ▶ First of its kind oxygenation therapy with safety measures.
- ▶ It is not a ventilator and not intended to be used as life support device.
- ▶ Works on input flows from 0.5 ltr/min to 6 ltr/min.
- ▶ System flushes dead space air and increases inspiratory flow rate to about 3 to 4 times of input flow rate.

Helps Improve

- ▶ Flushing of anatomical dead space.
- ▶ Enrichment of air with higher concentration of Oxygen (FiO_2).
- ▶ Increase in PAO_2 , resulting to higher diffusion of Oxygen into the blood leading to higher oxygen being delivered to tissue.
- ▶ 60 to 70 % savings in oxygen consumption.

Safety Features

- ▶ Dry run alarm: In case of no oxygen input.
- ▶ No inhalation alarm: In case of patient not inhaling.
- ▶ Features to prevent barotrauma.
- ▶ Device bypasses the system to deliver inflow oxygen to the patient: In case of power failure.

Minimum input resulting into maximum effect in tissue oxygenation

Versa Controls
Measurement Technologies Pvt. Ltd.

Regd. Office: Survey No. 143/1/D,
Milkat No. 2450/1, Village Vadgaon,
Tal - Maval, Dist - Pune,
Maharashtra - India, 412 106.

Phone: +91 7722020796

Website: www.versacontrols.com

Product designed and developed in collaboration
with **MediParv** by Versa Controls Measurement
Technologies Pvt. Ltd.

Dealer Contact

Versa
Controls

PranNiti

Innovative Patented
Respiratory Support System



 Compact Size

 User Friendly

 60 to 70% Savings

 Plug & Play Installation

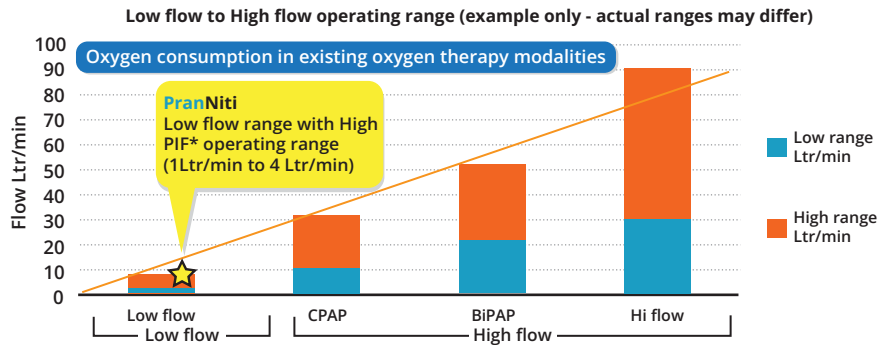
 Built-in Artificial Intelligence

 1st A device for Oxygenation Therapy with Safety Measures

Patented in India | International Patent Filed | Not used as ventilator or life support device

Data Points

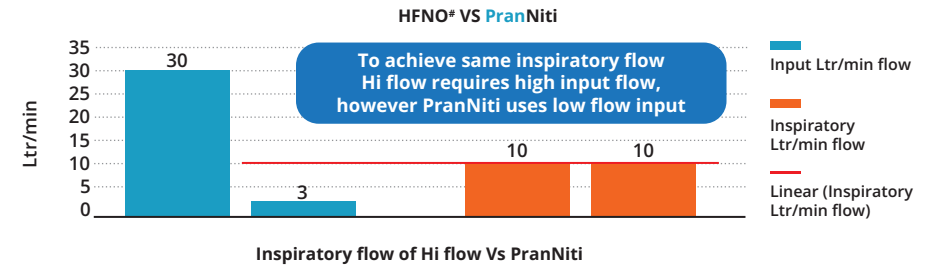
Operating Range of PranNiti



Sample devices operating range

	Low range (Ltr/min)	High range (Ltr/min)
Low flow	2	6
CPAP	10	22
BiPAP	22	30
Hi flow	30	60

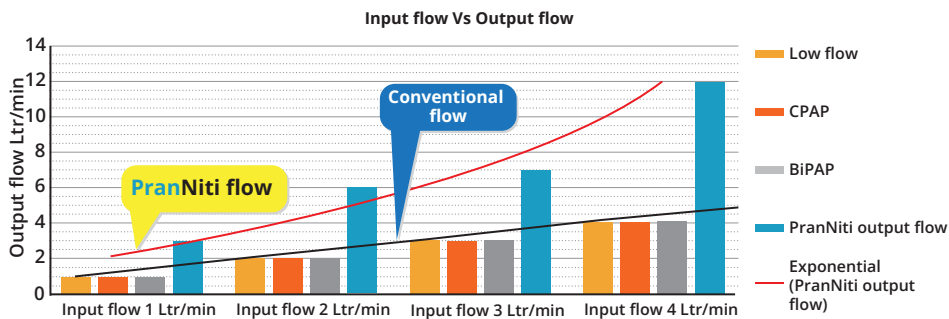
How is PranNiti different than HFNO



*PIF: Peak Inspiratory Flow #HFNO: High Flow Nasal Oxygen

	Input (Ltr/min)	Inspiratory (Ltr/min)
Hi flow	30	10
PranNiti	3	10

Delivery flow of PranNiti



	Low flow	CPAP	BiPAP	PranNiti O/P flow
Inputflow 1 Ltr/min	1	1	1	3
Inputflow 2 Ltr/min	2	2	2	6
Inputflow 3 Ltr/min	3	3	3	9
Inputflow 4 Ltr/min	4	4	4	12

New modality to support Type -1 Respiratory failure through Enhance PIFR (Peak Inspiratory Flow Rate)

Heat Map

Intensivist / Anaesthetist	Shock	Septic, Pneumonia, Viral, Bacterial, Haemorrhagic, Anaphylaxis
Surgeon / Intensivist / Anaesthetist	Post Operative	Cancer, Cardiac, Neuro, Any major Surgeries
Intensivist / Anaesthetist	Weaning from respiratory failure	Weaning from Ventilator / HFNO
Intensivist / Cardiologist	Cardiogenic Shock	LVF / Acute MI, Cath Lab Procedures
Physician / Chest Physician	Acute Respiratory failure	Pulmonary edema, Mild to moderate respiratory failures due to various causes
Trauma Units / Canters	Respiratory insufficiency	To support respiratory system
Physician / Chest Physician / Pulmonologists	Chronic lung diseases	Chronic lung diseases, Interstitial fibrosis, COPD, Post Covid lung fibrosis requiring oxygen
Surgeon / Physician / Anaesthetist Preparation and Post OP	Pre operative preparation and Post Operative	Bariatric, Chronic lungs disease patients
Anaesthetist	Intra operative	Supportive of Oxygen therapy during high risk procedures under L.A or regional anaesthesia procedures
Anaesthetist	Diagnostic procedures	Oxygen Support during Bronchoscopy, Gastroscopy, MRI, etc